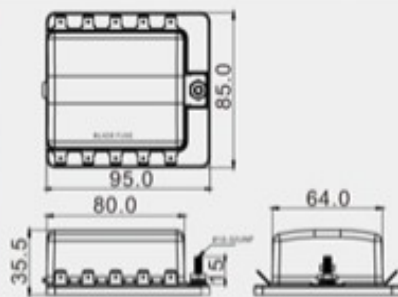


R3-76-01-3 1 LED Warning Light / Blade Fuse



(6.4mm)0.250"
Quick connect

FUSE



Input: 100 A max
Output: 30A max per circuit

BLADE FUSE

FEATURES:

- Material:
Base: PBT (UL flame: 94V-0).
Cap: PC (UL flame: 94V-2).
Terminal: tin plated brass.
- Input terminal rating: #10-32 threaded studs (100A. max.)
- Output terminal rating: 30A max per circuit.
- Connection pad option available.
- Input wire size: #4-6 AWG.
- Output wire size: #12-16 AWG.
- Torque rating: 20in-lb (2.25 Nm) max.
- Mounting torque rating: 8in-lb (0.9Nm) max.
- Red LED indicates when fuse is broken.
- Identify circuits by foot print marking.
- Clear insulating cover design for water and dust proof.
- Easy to open by pressing the latch.

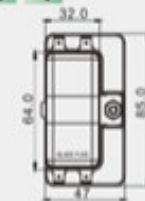
INDICATOR LIGHT

L With LED

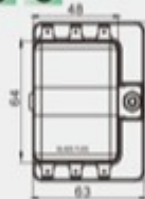
W/O LED

POSITIONS

0 4



0 6



1 0



CUT-OUT

